



# THE FLATWHEEL

**APRIL 2021**

VOLUME 56 NUMBER 4



# *In This Issue*

## APRIL 2021

### FEATURES:

**10** Joe Kurilec, MMR  
**THIS GREAT TOOL HAS  
MANY USES**

**13** Spain James  
**THE U.S. MILITARY**

**19** Joe Kurilec, MMR  
**NORTHERN OHIO RAIL-  
ROAD MUSEUM**

**31** This and That - Mike Hirsch  
**FREE TRAIN TABLE  
(EASILY MOVED)**

### COLUMNS:

**2** Table of Contents  
**3** When and Where We Meet  
**4** From The Super  
**5** Clinic  
**6** Module Group  
**7** Company Store  
**8** Contest Table  
**9** Raffle  
**9** Editorial  
**28** General Meeting Minutes  
**30** DIV4 Officers  
**34** What's Going On?  
**35** Hobby Sources Listings  
**38** About US





# FROM THE SUPER

*“Driving the train doesn’t set its course. The real job is laying the track.” Ed Catmull*

Normally I procrastinate a bit before I start my monthly column but this month I am starting just two days after our March meeting. Why, you ask, well for one reason our Flatwheel Editor asked to have our columns in early as he and his wife, who is our secretary, are going on vacation later this month and need to have the Flatwheel completed before they leave. The second reason is a feeling of relief I feel as more and more of our members get their vaccinations and things move closer to normal. Or at least close to what we can relate to as normal. At our meeting after a welcome back I asked who had their shots and most of those in attendance raised their hands. That's good to see, so the shots are getting around.

March's meeting was a hybrid of sorts with a face to face meeting along with a zoom feed for those wishing to stay home. It worked out great ! We had 46 in attendance at the meeting and 17 on zoom. We owe a big round of applause and a thank you to David James, our resident zoom guy, for setting up the meeting and working with Bruce Bowie, our clinician, to get organized to present the clinic from his home and to Ramhog Shearer for providing the second computer and sound system. After a few adjustments with where our speakers were standing I think we had a great meeting. More improvements are in store the next time we use this setup as I feel there is a definite need to offer a face to face and remote meetings for those who can't attend in person. Unfortunately we will have to wait a month if we decide to continue this route as our resident zoom guy will be out of town for April's meeting. But I am highly optimistic that by April's meeting most if not all of our membership will be vaccinated and will attend in person.

Our biennial auction which normally would have taken place during the March meeting has been moved to the May. This should give all our members time to get vaccinated and to feel comfortable attending a meeting. We will have some time constraints this time around with the Community Center as we only have the room from 6 till 10. We will look into exploring the possibility of extending things to 11 PM to give us more time. So start collecting your items you want to sell.

As I am closing out this month's column something else has come to mind. There has been talk about how model railroading is a dying hobby. Well the pandemic has thrown a new twist into this topic. Yes, it seems our membership numbers have been dropping during the past year but I have been hearing from numerous sources from online hobby shops to Internet blogs that say sales of model railroading equipment and supplies are up. I watch Ken Patterson's blog □What's Neat in Model Railroading this Week□ and he has seen an uptick in model railroading sales. I guess being cooped up in our houses has lead to something we can relate to. So keep working on those projects.

Please continue to welcome any new members and visitors to our meetings. Try to answer their questions the best you can or refer them to another member who might have the answer. Remember, we were all green at some point. See everyone on April 9th.

As always, Model Railroading is Fun !!!



Lee Sheffield



# CLINIC

The April clinic will be Jerry Krueger on Hacks and Tips. This clinic was planned several months ago, but due to the many cancelations etc., it never was scheduled. The Auction is on for Friday May 14<sup>th</sup> 's General Meeting.

June is still open, if you are interested in doing the June clinic, you can e-mail me at the address below, call or text me on my cell phone. Until next month...

The Clinic Guy  
Gary Sole  
Cell: 216-650-2192  
[Gsantafe7@gmail.com](mailto:Gsantafe7@gmail.com)



The Clinic Guy  
Gary Sole

# MODULE GROUP

Greetings Fellow Model Railroaders!

The Module Group continues to remain in a holding pattern regarding upcoming events. Hope for displaying the layout is on the horizon with the announcements by the Governor that events such as the Cuyahoga County Fair (August 2021) and the Cleveland Oktoberfest (September 2021) are good to go at this time.

As always, if you are interested in joining the module group or would like to just come out and run a train to try it out (once we are back on track), please don't hesitate to contact me at my email address [woo3482@hotmail.com](mailto:woo3482@hotmail.com)

Until next time.

Adam "Hot Box" Woodie




Adam "Hot Box" Woodie



# COMPANY STORE

We have sold the last of the Davies Hoppers! I have some cars and building kits from our sister divisions (made for their regional conventions). From Division 1: Accurail HO scale ACY gondolas are available – 3 different road numbers (\$20 each), and Micro-Trains N scale ACY 50' PS-1 boxcars – 2 numbers (\$25 each).



From Division 2: HO scale laser-cut wood kits for B&O-prototype buildings. We're currently sold out of these kits. They are available in various scales. Please let me know if you'd like to order any of these kits, and I'll put in a group order and save on shipping!! Check out the web site for more info.

[https://www.keystonedivision.org/convention\\_kits/convention\\_kits.php](https://www.keystonedivision.org/convention_kits/convention_kits.php)



**Oil/Coal  
Shed**



**Telegraph  
Office**



**Signal  
Tower**



**Yard  
Office**



**Fire Hose  
Shed**

I'll also have more of the Glue Loopers - demand has been hot! More finger LED lights, Golden Spike stamps, HO gages etc. for sale at upcoming meetings.

Division 4 shirts and hats are available through the Company Store. Order at the monthly meeting, or through the form on the Company Store page on our web site. Division 4 patches are also available at \$3 each.

We have a library of how-to DVD's for member use, available at our meetings. A \$10.00 deposit for each DVD rented. \$10.00 returned when DVD returned at next meeting.



Scott Benson

# CONTEST TABLE

The March Division Four meeting is now in the history books and so is another model contest. The vast majority of the forty-six people in attendance viewed the models and dioramas and then cast their votes for their favorites. The March contest was a building that could have been found in a town or city within one block of the railroad. Jerry Krueger has had a building kit waiting to be assembled for around thirty years. Jerry worked his magic and after assembling the building, he detailed the interior using methods that weren't even thought of thirty years ago. Jerry's model was the groups favorite. Second place went to Chuck Klein and third place went to Joe Filipiak.

The diorama choices were all great and it was hard to pick out first, second, and third place. After the votes were counted, Fred Wagner won first place, John Hemsath second place, and John Witt's diorama in third place. A thank you goes out to all who brought in an entry and to all of you who voted for your favorites.

Those of us who call ourselves model railroaders most likely have next months contest entry either in a box, on your layout, or on a shelf. The contest is for non-steam locomotives that are big main line six axle or more locomotives. Anything from the Great Northern or Pennsy electrics to the huge multi engine Union Pacific power and let's not forget the big Alcos and EMDs. Please bring in your engine to enter in the model contest and share it with the rest of us. In the model contest; more is more! The more enjoyment we all can have so make us happy at the April meeting. Well, that's all from the Contest Box for now so I will be waiting to see what you bring in in a few weeks.



Joe Filipiak



# RAFFLE

Greetings Fellow Model Railroaders!

Now that in person meetings have resumed, the monthly raffle will resume as well. I have been sitting on quite a bit of inventory and am ready to award prizes to the lucky ticket holders. As always, I try to have something to offer to everyone!

See you soon at the next meeting!

Adam "Hot Box" Woodie



Adam "Hot Box" Woodie

# EDITORIAL

I started some changes to help make the Flatwheel easier to find what you are looking for in the Flatwheel.

1. All "Committee Reports" will now have a Brown Header, and be in one section of the Flatwheel.
2. The "Super" Article and the "Officers Info" page will have Green Headings.
3. All "Feature articles will be have Aqua Headers and will follow directly after the committee reports.

I hope this makes the organization of the Flatwheel better.

If you have any stories or pictures of your Train Layout that might be of interest to our members, please submit them. Also if you want to submit an article, Please do.

[chuck.shick@sbcglobal.net](mailto:chuck.shick@sbcglobal.net)




Chuck Shick, Flatwheel Editor

# THIS GREAT TOOL HAS MANY USES

By Joe Kurilec, MMR

\ On a trip to Harbor Freight to "look around" I found this VERY useful table vise. I needed a vise that would fit my table (1 1/2 ").



This model (item 97160) which sells for \$21.99 fit my needs. The table clamp fits up to 1 5/8" thick tables. Perfect.

The vise also can be set to almost any angle! It swivels 360° and so do the vise jaws! Note that the vise jaws rotate.

One side is smooth jaws and the other has a grip jaw that can clamp shapes.



## THIS GREAT TOOL HAS MANY USES



I use the vise to hold models when adding details. This really works out as the model is clamped firmly. Its like having a third arm that is rigid! This helps as both of my hands "move on their own" and I can "try" to focus my eyes! FYI: don't get old! I thought it would take longer!

## THIS GREAT TOOL HAS MANY USES



Here I have clamped an old Ambroid poultry car kit. These were "state of the art" models years ago. As I was building the kit I had the idea of building a car repair area on the layout. I have added worker and lumber inside and on the roof.

I also will have a welding area in this mini scene complete with welders using LEDs for the "arcs". What is great about this project is that it uses a small foot print on the layout and will have a ton of details added. These can be easily viewed as the models will be close to the edge of the layout.



# The U.S. MILITARY RAILROAD

## Spain James

### The U.S. Military Railroad

#### A Photographic Record of Railroads in the Civil War

The American Civil War (ACW) is, in some ways, the first modern war. The use of telegraphy, aerial observation, submarines, photography, iron clad ships and railroads foretold the future and greatly extended the ability to wreak mayhem and death on the enemy.

This series focuses on the railroad aspect, based on photos. An occasional bit of history may creep in, but the pictures and rails the are the main event.

The ACW was not the first war with railroads; that would be the Crimean War (Half a league, half a league, half a league onward). It was, though, the first time that the military incorporated railroads to assure that they were built and operated to facilitate strategy. They even made Herman Haupt, chief engineer on the Pennsy, then on the Hoosac Tunnel project, a general to head the railway effort.

Of course, locomotives always head up the train.

#### U.S. Military Railroad Locomotives

The Union Army bought both new and used locomotives, as well as capturing some from Confederate railroads, and borrowing a few from northern roads. During the course of the war, they had over three hundred locomotives on their roster, coming from an amazing variety of firms. Rather than a complete roster, here is a list of builders, although a few may have been missed.

**M. W. Baldwin & Company** of Philadelphia had both new and used locomotives in the service.

**Cuyahoga Steam Furnace Company**, in Cleveland, Ohio, had one used locomotive in military service, but was a major supplier of rail during the war, since they had backed out of locomotive manufacturing.

**Danforth, Cooke & Company**, of Paterson, New Jersey, provided new locomotives and eventually joined Alco.

**Hinkley & Williams** and **Hinkley & Drury** were predecessors to Hinkley Locomotive Works of Boston, Massachusetts. **H&W** provided new locomotives and **H&D** locos were used when acquired.

**Lawrence Machine Shop**, of Lawrence, Massachusetts, made locomotives in the 1850s, some of which were used by the military.

**Manchester Locomotive Works** in Manchester, New Hampshire, acquired



## The U.S. MILITARY RAILROAD

**Amoskeag Locomotive Works** just before the Civil War and eventually became part of Alco. **Manchester** provided new locomotives; used **Amoskeag** units were also purchased.

**Mason Machine Works**, located in Taunton, Massachusetts, produced new locomotives for the Military Railroad.

**Moore & Richardson** (AKA Cincinnati Locomotive Works), of Cincinnati, Ohio had its locomotives taken into the war, but closed shortly after the south was defeated.

**New Castle Manufacturing Company**, of New Castle, New Jersey built engines between 1834–58; some of them came into the military.

**Niles & Company**, in Cincinnati, Ohio, built locomotives prior to the war. It is not related to the interurban builder, Niles Car and Manufacturing Company.

**Portland Company**, of Portland, Maine built a number of locomotives for the military, and is probably best known for its two foot gauge locomotives.

**Richard Norris and Son**, of Philadelphia, had a number of both new and used locomotives in the service, although the firm closed shortly after the war.

**Rogers, Ketchum and Grosvenor**, of Paterson, New Jersey, became **Rogers Locomotive and Machine Works**, joining the Alco conglomerate. They provided both new and used locomotives.

**Ross Winans** was a progressive but stubborn builder who built locos, many for the B & O, until shortly before the war. One of his locomotives became part of the U.S.M.R.R.

**Schenectady Locomotive Works**, of Schenectady, New York, was one of the contractors providing new locomotives. The company survived to become a part of Alco.

**Seth Wilmarth**, of South Boston, Massachusetts, built locomotives before the war.

**Smith & Perkins Locomotive Works** and **Virginia Locomotive & Car Works** were essentially the same company in Alexandria, Virginia. Each was represented among the used locomotives military rail service.

**Souther**, better known as **Globe Locomotive Works**, in South Boston, Massachusetts, did not last until the end of the war, but its locomotives contributed.

**Swinburne, Smith & Company**, whose used locomotives joined the army, became **New Jersey Locomotive and Machine Company**, a provider of new locomotives. They were located in Paterson, New Jersey.

**Taunton Locomotive Manufacturing Company**, of Taunton, Massachusetts, also provided new locomotives for the war effort, but did not survive into the twentieth century.



## The U.S. MILITARY RAILROAD




Trains had it rough in the war. Here is Rapidan, a Virginia Locomotive and Car Works ten-wheeler from 1856. It's pulling two unidentifiable locomotives back to be repaired somewhere in northern Virginia. The two derelicts were caught in a Confederate raid; it appears that the rear one was simply burned and pummeled, while the nearer locomotive was also up ended. It seems likely that the trees in the foreground were cut down to make cribbing and levers to put the locomotives on the tracks. Also, note the timber beam trucks on the USMRR flat car. That was the most common truck construction at the time.



This is Gen'l Haupt, named after the general in charge of the Union railways. Most of the USMRR locomotives in Virginia went by name, not number. This general was an 1863 American produced by Mason Machine Works. It weighed in at 55,000 pounds and had 60 inch drivers.

## The U.S. MILITARY RAILROAD



W. H. Whiton, built by Richard Norris and Son in 1862, was, like most locomotives at the time, a 4-4-0. It weighed 57,910 pounds and had 56 inch drivers. History doesn't say too much about Mr. Whiton, except that he was the son-in-law of the first president of the New York and Erie Railroad.



This is Bernard Kempinski's O Scale model of W. H. Whiton. If you're interested in Civil War modeling, I strongly recommend his "United States Military Railroad" blog (<https://usmrr.blogspot.com/>). Spoiler alert: You've probably seen his books; I've bought a couple.



## The U.S. MILITARY RAILROAD



E.M. Stanton was built by Richard Norris and Son in 1862, although this picture was taken in 1864, showing the effort put into maintaining locomotives. Edwin Stanton was Lincoln's Secretary of War. This 59,850 pound ten-wheeler had 48" drivers.



In the western theater, locomotives were predominantly called by number instead of names. This is number 133, an American from Danforth Cooke & Company, weighing 60,000 and riding on sixty inch drivers.

## The U.S. MILITARY RAILROAD



Much of Richmond, Virginia was burned when the Confederates evacuated the city. This locomotive was discovered among the ashes. The steam dome and the slanted cylinders suggest that it was a Rogers product, but it's difficult to say for sure.



J. H. Devereux, a New Jersey Locomotive and Machine Company product, was built in 1862 with 60 inch drivers and a weight of 52,000 pounds. John Henry Devereux worked in Cleveland as a construction engineer on the Cleveland, Columbus & Cincinnati and the Cleveland, Painesville & Ashtabula Railroads. In 1862 he was the colonel in charge of all Union rail lines in Virginia, Shown in Alexandria, Virginia.



# NORTHERN OHIO RAILROAD MUSEUM


## Joe Kurilec, MMR



While going thru my collection of images I came across the Northern Ohio Railroad Museum. The membership may find these interesting.


In 2008 I was on a trip to Chippewa Lake to take pictures of the remains of the old amusement park. While in the area I found the NORM.


As of this date the museum is closed because of the virus. Info below.

<http://www.trainweb.org/norm/>

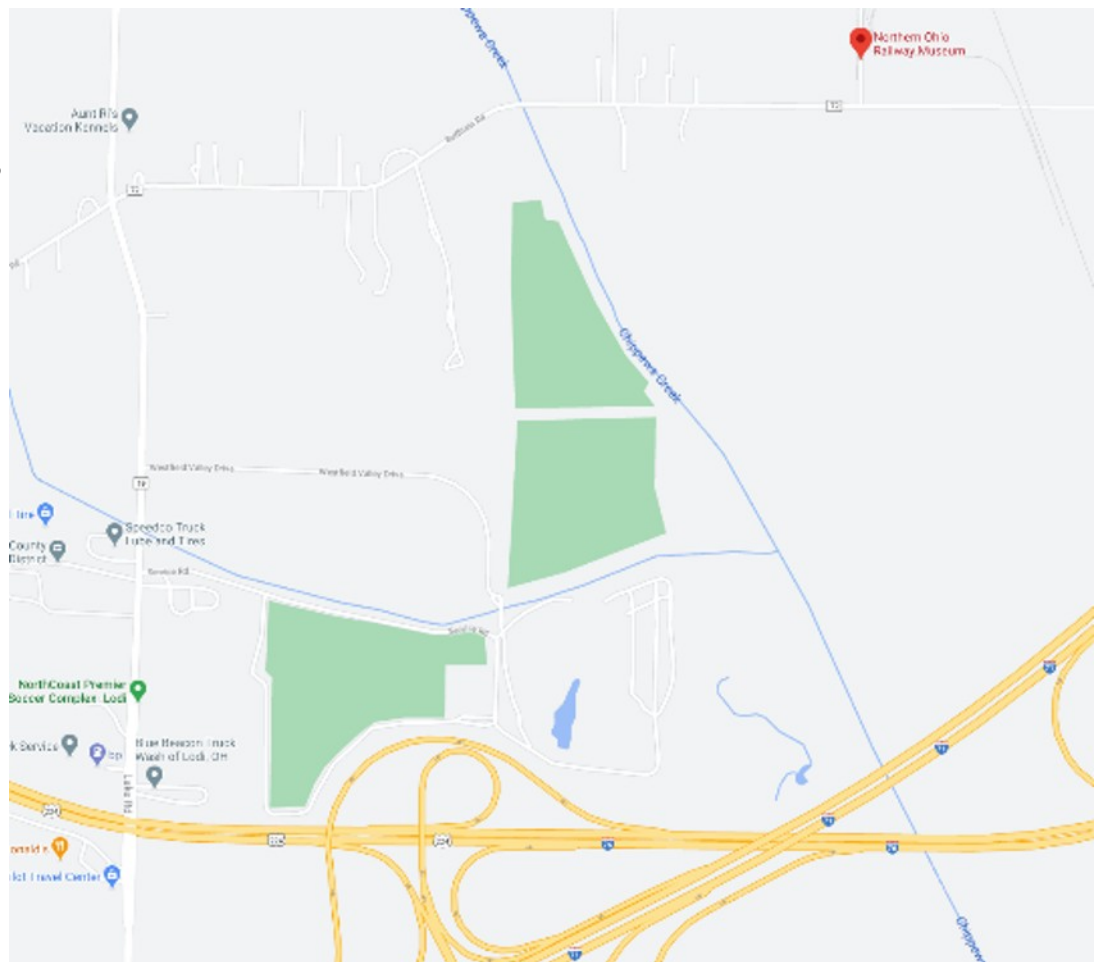
 5515 Buffham Rd, Seville, OH 44273

 Closed today 

 trainweb.org

 (330) 769-5501

The museum is easy to find. Go south on I-71. Take the 224 Exit west to Lake Road (19). Turn right on Buffham Road. The museum will be on the left.





# NORTHERN OHIO RAILROAD MUSEUM



Before entering the museum grounds I saw a siding with equipment that was in very poor shape. But still interesting.



# NORTHERN OHIO RAILROAD MUSEUM



While walking around the siding I was able to get pictures of the inside of one of the cars, even in worse shape!



# NORTHERN OHIO RAILROAD MUSEUM



Not knowing a lot about interurbans, I did find this number located on the front of one of the cars. Maybe someone could add details to this article? Tim Sheffield?



# NORTHERN OHIO RAILROAD MUSEUM



Once inside the museum grounds I found several cars being restored. They do a good job!

# NORTHERN OHIO RAILROAD MUSEUM



The area where restore work is be done also features a history of the museum.



# NORTHERN OHIO RAILROAD MUSEUM



This old frame is very interesting. Notice the arch bar trucks and the wheels!



# NORTHERN OHIO RAILROAD MUSEUM



I used to ride these old blue rapid cars everyday when I worked in downtown Cleveland. Every day I would look out the windows to see the railroads that paralleled the rapid tracks and the companies once served by the railroads.

I suggest some weekend you ride the rapid for a really interesting railfanning trip. The Shaker leg of the RTA also offers some very interesting views!

# NORTHERN OHIO RAILROAD MUSEUM



Inside one of the blue rapid cars I found this old route display showing the rapid lines east & west. I remember waiting at the doors when coming to my stop.



# GENERAL MEETING MINUTES

## NMRA MCR Division 4 General Meeting Minutes for Friday, MARCH 12, 2021

Meeting opened at 7:30pm with Superintendent, Lee Sheffield welcoming everyone back after almost a year with the exception of 2 live meetings in the past year.

We had 46 present live and 17 on Zoom. Thank you to David James and Ramhog Shearer for setting up and running the Zoom part of the meeting. Hope those at home enjoyed being part of the meeting.

Lee asked who has had their shots and a few hands went up. Then he reminded us that this weekend would have been Railfest. ☹️

Minutes of the last meetings were approved.

Greg Noeth gave the balance of our accounts.

### Committee Reports

Membership – George Keller- If you still have old name tags, please turn them in as George is making new ones. If you don't have a new name tag add your name to the yellow sheet by the tags and he will make you a new one.

Tonight's visitors: Bill Bennett – who is a new retiree and starting back up in the hobby.

Ray Sole – (Gary's brother) just built a new layout in his basement.

Mike Hearsh – He has a board from an old layout he would like to get rid of. He has extra supplies available from building his layout. Please see him if you are interested in the board. any of them.

Clinics – Gary Sole – introduced himself as the new/old Clinic person. He let us know about his train interests and how he plans to try and get speakers from other Divisions. Tonight's presenter is Bruce Bowie via Zoom.

Auction – Gary Sole – Division Auction will be held in May at the Westlake Rec Center. We will work within our time constraints as we have to be out by 10:00 pm.

Modules – Adam Woodie – nothing currently.

Flatwheel – Chuck Shick – Could everyone please have their articles in by March 25<sup>th</sup> just for this month.

AP Awards - John Hemsath – he read off the requirements for The Golden Spike Award. Tonight Chuck Kline received his Golden Spike Award. Congratulations Chuck!

Contest – Joe Filipiak – November Contest winners of the Rubber wheeled railroad vehicle are:

Modules - 1<sup>st</sup> Dave Flebee

2<sup>nd</sup> Brian Haas

Diorama – 1<sup>st</sup> Fred Wagner

2<sup>nd</sup> George Keller

3<sup>rd</sup> Joe Filipiak

Don't forget to vote for tonight's models and dioramas. Next month is a Large motive power (non-steam). See Joe's article for more details. There will be no contest in May and June.

Company Store – Scott Benson – nothing tonight.

Raffle – Adam Woodie - get your tickets!

# GENERAL MEETING MINUTES

Virtual Raffle – Joe Kurilec – Virtual Raffle #7 ends at midnight on Sunday, March 14, 2021, be sure to get you entry in! New Raffle starts on Monday, March 15<sup>th</sup>. All prizes are donated and not costing the Division anything. Be sure to enter, it only takes an email to Joe Kurilec.

Great Berea Train Show – David James – IT IS ON! Applications will be going out in the next week. Flyers are being proof read first. Many vendors have reached out to David with great interest. Lee will soon be looking for volunteers to work at the show. One change for this year is that the only entrance available to the general public will be the main entrance on Bagley Road.

## General Announcements

George Keller - The Mad River Nickel Plate Railroad Museum is getting ready to be open again soon.

Gary Sole – Talked about his brother Ray's new layout which is almost finished (unlike his younger brother's). They incorporated a lot of old time mechanic items for Lionel and Flyer just to name a few. It would make a great addition to a train layout tour if we ever get to so these again.

Meeting adjourned at 8:10

Raffle at 8:20

Clinic at 8:30 being presented by Bruce Bowie

Respectfully submitted,



Chris Shick  
Division 4 MCR. NMRA Secretary



# NORTH COAST LEADER- SHIP

## ELECTED OFFICERS

Superintendent - **Lee Sheffield**, [lakeshorenyc@yahoo.com](mailto:lakeshorenyc@yahoo.com)

Assistant Superintendent - **Ron Morgan**, [ronalco844@gmail.com](mailto:ronalco844@gmail.com)

Secretary - **Chris Shick**, [craftqween@sbcglobal.net](mailto:craftqween@sbcglobal.net)

Treasurer - **Greg Noeth** (216)-789-2086, [ginoeth@yahoo.com](mailto:ginoeth@yahoo.com)

Director East - **Fred Obreza** (216)-587-4419, [chevy5664@sbcglobal.net](mailto:chevy5664@sbcglobal.net)

Director West - **Gary Schaefer**, [trains.ohio@yahoo.com](mailto:trains.ohio@yahoo.com)

Director Quad Co. - **Fred Wagner** (419)-908-8251, [boonedog0219@gmail.com](mailto:boonedog0219@gmail.com)

Director at Large - **Brian Haas**, [haasland@msn.com](mailto:haasland@msn.com)

Director at Large - **Jeff Lauren** (216)-798-1896, [jflrn@sbcglobal.net](mailto:jflrn@sbcglobal.net)

## APPOINTED POSITIONS

Great Berea Train Show - **David James**, c(440)-785-9907

Achievement - **John Hemsath** MMR® [hemsathj@gmail.com](mailto:hemsathj@gmail.com)

Layout Tours - **Ron Morgan**, [ronalco844@gmail.com](mailto:ronalco844@gmail.com)

Contests - **Joe Filipiak**, [graftonpotter@frontier.com](mailto:graftonpotter@frontier.com)

Historian/Archivist - **Frank Bongiovanni**

Raffle - **Adam Woodie**, [woo3482@hotmail.com](mailto:woo3482@hotmail.com)

Co. Store Manager - **Scott Benson**, [sbenson440@zoominternet.net](mailto:sbenson440@zoominternet.net)

Clinics - **Gary Sole** 440-250-2192 [gsantafe7@gmail.com](mailto:gsantafe7@gmail.com)

Flatwheel Editor - **Chuck Shick**, [chuck.shick@sbcglobal.net](mailto:chuck.shick@sbcglobal.net)

Membership - **George Keller** c(419)-217-0396, [gkeller@woh.rr.com](mailto:gkeller@woh.rr.com)

Modules - **Adam Woodie**, [woo3482@hotmail.com](mailto:woo3482@hotmail.com)

N.O.A.R.S. Representative - **Bill Kovacs**

Webmaster - **Ben Lanza**, [blqt@nls.net](mailto:blqt@nls.net)

Refreshments - **Don Glass**

Training Day - **Gary Schaefer**, [trains.ohio@yahoo.com](mailto:trains.ohio@yahoo.com)

# THIS & THAT

## FREE TRAIN TABLE (EASILY MOVED)

Measures 49-1/2" X 111" Overall

Easy Assembly / Disassembly (Frame Has Two Bolted Together Sections)

Top is 2" Rigid Foam (Two 4' X 4' Sections) & 1" Rigid Foam in Controls Section

Frame and Foam Top Have No Holes from Previous Use

Side & End Rails Are 1" X 6" Mechanically Laminated with 1" X 4" (Pine)

Center Supports Have 2" X 4" Spine and 1" X 3" Spars (Pine)

Controls (1" Purple Foam) Section Easily Removed (Length then 97-1/2")

Table is Strong, Yet Light Weight. One Man Can Carry Sections

Includes All Bolts, Studs, Fender Washers, and Nuts

Includes 1/4" Thick Untrimmed Green Heavy Felt Cover

Includes 2 – 2" X 6" X 52" Cross Beams for Saw Horses

(Adjustable Height Steel Saw Horses and Rollers Not Included)

Mike Hirsch

[Mjhirsch63@gmail.com](mailto:Mjhirsch63@gmail.com)

440-477-4768






# THIS & THAT



# THIS & THAT





# WHAT'S GOING ON

Many Events have been cancelled already.

These events are still on the schedule. Please check by calling ahead to make sure they are still going to be open.

2021 - April 10

## **2 Rail O-Scale Train Meet**

UAW Hall 5615 Chevrolet Blvd., Parma, Ohio 44130

9 am to 2 pm

Adm. \$6.00

Phone Sam Shumaker at: 440-248-3055

2021 - April 11

## **Medina Train and Toy Show**

Medina Fairgrounds, Medina, Ohio 44256

9 am to 3 pm

Adm. \$6.00

Phone: 330-948-4400

2021 - May 8



## **Model Train Flea Market**

Painesville Railroad Museum (aka NYC Painesville Depot)

475 Railroad Street, Painesville, Ohio 44077

10:00 am to 3:00 pm

Adm. Free

Phone: 216-470-5780

Donations Accepted and Appreciated

# HOBBY SOURCES IN OUR AREA

## State Tool & Die



4780 Briar Road | Cleveland, OH 44135 | T: 216-267-6030



Shop our entire inventory of HO scale cars and accessories at [www.statetoolanddie.com](http://www.statetoolanddie.com)

## Sounds Of Motion



DCC SALES AND TECHNICAL SUPPORT

6910 SOM Center Rd.  
Solon, OH 44139  
Phone 440-248-4599

FRANK FEKO  
Proprietor  
[frankfeko@gmail.com](mailto:frankfeko@gmail.com)

## DEPOT TRAIN & HOBBY

"It's not just a Hobby . . . It's an Adventure."

Garden Railroad, Lionel, HO, & N  
Trains, Track, and Accessories  
Plastic Models, Rockets,  
Wooden Ships, Hobby Tools, and Paint

4342 W. 130th Street  
Cleveland, Ohio 44135  
216-252-8880  
[www.depotland.com](http://www.depotland.com)



## EASTERN OHIO TRAINS

*The Hobby Home of High Speed Service*

2740 Fairmount Blvd.  
Cleveland Heights, Ohio 44106  
Phone: 216-215-7377  
Fax: 216-371-0931  
email: [cohss@aol.com](mailto:cohss@aol.com)  
[www.easternohiotrains.com](http://www.easternohiotrains.com)

*Baron*

Joe Andrews, Proprietor

## JASON'S BRASS POLES

We specialize in trolley model products.

Railroad Trolley & Specialty & Model Railroad Dealer

Brian Weisman - Owner

[bweisman@roadrunner.com](mailto:bweisman@roadrunner.com) (TROLLEYS & MODEL  
RAILROAD DEALER)

<http://www.jasonsbrasspoles.com/>

***These vendors are members of our own NORTH COAST DIVISION! Give them a try when you need the supplies and services they offer!! - Editor***



# HOBBY SOURCES IN OUR AREA

**AL'S TRAINS & HOBBY LLC**  
708 BROADWAY AVE.  
BEDFORD, OHIO 44146



DCC INSTALL  
FRAME MILLING  
TRAIN SETS & ACCESSORIES  
MODEL KITS-SLOT CAR SETS  
& ACCESSORIES

HOURS:  
M-W-F: 10-6  
THURS: 10-7  
SAT: 10-4  
SUN-MON: CLOSED

Phone: 440-232-0591 Fax: 440-232-0596

www.alstrainshobby.com email: al@alstrainshobby.com

Stauffer Books & Prints



www.staufferbooksprints.weebly.com

**STAUFER BOOKS & PRINTS**

(330) 636-1672

KEEP YOUR TARGET "ACQUIRED"  
AT THE

**WARZONE  
MATRIX**

CHRIS WILSON  
(216) 433-1316  
WARZONEMATRIX.COM


4704 ROCKY RIVER DRIVE  
CLEVELAND OHIO 44135

M2ONE@sbcglobal.net

MON.-SAT. 10-5  
SUN. NOON-5

www.ormandys.com

EXTENDED  
HOLIDAY  
HOURS



I - HO - Z GAUGES AND PARTS

*Ormandy's*



TRAINS & TOYS FOR THE CONNOISSEUR  
SPECIALIZING IN EUROPEAN TRAINS  
BUY & SELL OLD TOYS



**JOHN ORMANDY**

330-722-1019  
330-722-2205 Fax



10 PUBLIC SQUARE  
MEDINA, OHIO 44256

**Model-Trains**

Jan Dell Flowers Train Shop

Lionel - MTH - Marklin - Micro-Trains - Kato - LGB - PIKO - Bway Ltd.

19350 Detroit Road Rocky River OH 44116

440/331-2392

Jim Lewis



**Uncle Ray's Trains**

4282 Lake Rd. • Sheffield Lake, Ohio 44054



uncle raystrains@gmail.com

Or call Uncle Ray at... (888) 933-2999 • (440) 933-0609

www.uncle raystrainsoh.com

**Stewart's Hobbies & Collectors' Toys**

Trains • Plastic Kits • Die-Cast Cars  
Slot Cars • Toy Soldiers

38033 Euclid Ave. • Willoughby, OH 44094

**440/942-6632**

STORE  
HOURS:  
M-F 12-6  
THURS. 12-8  
SAT. 10-6

**ROB STEWART  
SANDY STEWART**

• Buy •  
Sell • Trade  
Old & New

**Strongsville  
Hobby**  
of Elyria



**440-366-0665**

ELECTRIC & NITRO R/C CARS, BOATS, AIRPLANES, SLOT CARS, ROCKETS  
HOBBY SUPPLIES & PINE CAR DERBY, TRAINS & PLASTIC MODELS

831 Chestnut Commons Dr.  
Elyria, Ohio 44035  
Phone (440) 366-0665  
Fax (440) 366-0666

**R/C TRACK  
ON SITE**  
www.strongsvillehobby.com

Mon - Fri 11:00 - 8:00  
Sat 11:00 - 6:00  
Sun 12:00 - 5:00  
JERRY IVANCIC

# HOBBY SOURCES IN OUR AREA

## DANIELS Premium Quality HOBBIES Est. 1978

34E Main Street, Norwalk, OH 44857  
M-Sat 10AM-6PM, Closed Sundays  
(419)588-2029 | [danielshobbies.com](http://danielshobbies.com)

## CORNER FIELD



### MODEL RAILROAD & HOBBY

16720 Pioneer Road • Middlefield, Ohio 44062  
Located in Huntsburg

**Tom Elesh, Owner • 440-636-5162**

Website: [cornerfieldmodelrailroadmuseumandhobby.com](http://cornerfieldmodelrailroadmuseumandhobby.com)  
Email: [cornerfield@cornerfieldmodelrailroadmuseumandhobby.com](mailto:cornerfield@cornerfieldmodelrailroadmuseumandhobby.com)

## BAD L's Hobby

Your One Stop Slot Car Shop!

13397 Smith Road  
Middleburg Heights, OH 44130

440-941-BADL (2235)  
[info@badlhby.com](mailto:info@badlhby.com)  
<http://badlhby.com>



**Bob Lusch**  
The "B" in BAD

## STOCKYARD EXPRESS LLC

O-Gauge MTH Electric Trains & Accessories

*Where the bull stays in the barn and the train rolls down the track*

- MTH Authorized Service & Demo Center -

**MTH - Lionel - Atlas**

'O' Trains, track, accessories and more

49293 Plate Rd

Oberlin, OH 44074

(South of Baumhart & SR 20)

Clyde & Diane Lewis

440.774.2131 / 440.774.7575 fax

[www.stockyardexpressllc.com](http://www.stockyardexpressllc.com)

[email:stockyardexpress@aol.com](mailto:email:stockyardexpress@aol.com)



## BEN FRANKLIN



Plastic, Wood & Metal Models  
Trains • Rockets • Kites • Coin Books  
Die Cast • Roadrace • Pine Car Derby  
Puzzles • Radio Control • Dime Store

Large Selection  
Great Prices  
Howard Mowcomber

183 Park Ave.  
Amherst, OH 44001  
440-988-5462

## THE MUSIC BOX

Grand Pacific Junction

8062 Columbia Road

Olmsted Falls, OH 44138

440-235-1625

440-946-5588

[themusicbox@prodigy.net](mailto:themusicbox@prodigy.net)

## HOBBYTOWN USA

7982 PLAZA BLVD.

MENTOR, OH 44060

[HTUMENTOR@AOL.COM](mailto:HTUMENTOR@AOL.COM)

440-974-2116

440-946-5588

MON-SAT  
10am-8pm

## DOLLS AND MINIS

8068 Columbia Road

Olmsted Falls, OH 44138

440-647-1519

[www.dollsandminis.com](http://www.dollsandminis.com)

HOURS: Tuesday thru Saturday  
10AM - 6PM

**PLEASE SUPPORT THESE DEALERS!**



# ABOUT US

We are Division 4 of the Mid-Central Region of the National Model Railroad Association. (DIV-4 MCR NMRA).

With more than 200 members from Cuyahoga, Erie, Huron, Lorain and Medina counties in the state of Ohio.

The North Coast Division meetings are normally held on the second Friday of the month, to hear guest speakers, share skills, have railroad related clinics, and to share common problems and successes. Many of us get together informally in round-robin sessions to operate and work on each other's layouts, or just talk railroads and modeling.



RailPictures.Net - Image Copyright Michael Berry